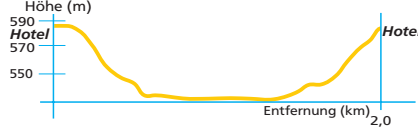


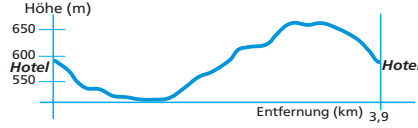
Lauf- & Walking Strecken



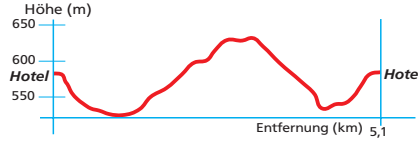
Weg 1



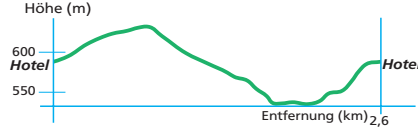
Weg 2



Weg 3



Laternenweg



Gschwendt

Gschwendtmühle

Hotel
Schwarz Alm

Kraftwerk

Kamp

Zwettl

Laternenweg

Karnauwinklweg

Ottenschlag

0 100 200 300 m

